

**FIRST AMENDMENT TO PROFESSIONAL SERVICES AGREEMENT BETWEEN
THE CITY OF DORAL, FLORIDA**

AND

SFM SERVICES, INC. (SFM)

ITB 2020-14 Right-of-Way Maintenance Services

SFM Services, Inc.

This First Amendment to ~~United States Service Industries, Inc. (USSI)~~ Professional Services Agreement (PSA) made and entered into this 8 day of June 2022, by and between the City of Doral, Florida, a municipal corporation of the State of Florida ("City") and SFM Services, Inc. ("Provider") having its place of business at 9700 NW 79th Avenue, Hialeah Gardens, FL 33016, for the provision of Right-of-Way Maintenance Services.

WHEREAS, ITB 2020-14 was issued on April 13, 2020 for the purpose of providing Right-of-Way Maintenance Services along the public right-of-way; and

WHEREAS, SFM Services Inc (SFM) was deemed the lowest most responsive and responsible bidder; and

WHEREAS, the Mayor and the City Councilmembers authorized the City Manager via Resolution No. 20-159 to enter into a Professional Services Agreement with SFM for the provision of right-of-way maintenance services for an initial period of three (3) years with an option to renew for two (2) one (1) year periods; and

WHEREAS, on November 3, 2020, Florida voters passed Amendment 2 to section 24 of Article X of the Florida Constitution with a supermajority (60.8%) of the vote; and

WHEREAS, Florida Minimum Wage Amendment 2 is an initiated constitutional amendment to change the Florida constitution; and

WHEREAS, the amendment requires the minimum wage to increase on September 30, 2021 to \$10.00 per hour from \$8.65 per hour; and It will increase by \$1.00 on September 30th annually until 2026 when it reaches \$15.00 per hour; and

WHEREAS, on June 8, 2022, the Mayor and the City Councilmember authorized via Resolution No. 22-99 the increase in unit prices, and the annual cost increase for all subsequent years as a result of the Floridan minimum wage increase and fuel pricing increase.

Signature: Christian Infante
Christian Infante (Jul 5, 2022 10:29 EDT)

Email: cinfante@sfmtservices.com

NOW THEREFORE, in consideration of the mutual covenants set forth in this First Amendment, the parties agree as follows:

Section 1. Recitals. The above recitals are true and correct and incorporated herein.


Section 2. Amendments. The following Sections of the Professional Services Agreement are hereby amended to read as follows:

“Pricing Sheet” (see attached)

EXCEPT AS PROVIDED HEREIN, all other terms and conditions of the PSA dated August 31, 2020, will remain in full force and effect.

IN WITNESS WHEREOF, the parties hereto have executed this First Amendment on the day and date first above written, in three (3) counterparts, each of which shall, without proof or accounting for the other counterpart be deemed an original.

WITNESSES:




Typed Name: Pascale Lopez

PROVIDER: SFM


By: Christian Infante
Name: Christian Infante
Title: President

ATTEST:




Connie Diaz
City Clerk

CITY OF DORAL

By: 

Hernan M. Organvidez
Acting City Manager

APPROVED AS TO FORM AND LEGAL
SUFFICIENCY FOR THE SOLE USE
OF THE CITY OF DORAL:

By: 

Name: Luis Figueredo, ESQ.
Title: City Attorney

**RIGHT-OF-WAY
MAINTENANCE**

Item Num.	Street/Avenue Name	From	To	Work Area / Type of Service	Frequency	Unit Price per service	Proposed Unit Price per service 2022 (15% increase)	Proposed Unit Price per service 2023 (8.5% increase)	Proposed Unit Price per service 2024 (8.5% increase)
1	NW 58 St	NW 97 Ave	NW 107 Ave	Sidewalk Clean-Up - Trash/Debris pick-up	Weekly	\$ 83.25	\$ 95.74	\$ 103.88	\$ 112.70
2	NW 58 St	NW 97 Ave		Intersection - Mow North West Corner	As Needed	\$ 27.75	\$ 31.91	\$ 34.63	\$ 37.57
3	NW 58 St	NW 102 Ave	NW 104 Ave	Mow Swale on North side	As Needed	\$ 27.75	\$ 31.91	\$ 34.63	\$ 37.57
4	NW 58 St	SR826	NW 79 Ave	Mow Median	Bi-weekly	\$ 41.63	\$ 47.87	\$ 51.94	\$ 56.35
5	NW 58 St	NW 79 Ave	NW 97 Ave	Mow North Shoulder	Bi-weekly	\$ 166.50	\$ 191.48	\$ 207.75	\$ 225.41
6	NW 58 St	NW 117 Ave		Mow NW Corner south of canal	As Needed	\$ 13.88	\$ 15.96	\$ 17.31	\$ 18.78
7	NW 117 Ave	NW 58 St	NW 41 St	Mow West Shoulder	Bi-weekly	\$ 83.25	\$ 95.74	\$ 103.88	\$ 112.70
8	NW 117 Ave	NW 41 St	NW 25 St	Mow West Shoulder	Bi-weekly	\$ 83.25	\$ 95.74	\$ 103.88	\$ 112.70
9	NW 89 Ct	NW 25 St	NW 26 St	Mow shoulder west side in front of empty lot	Bi-weekly	\$ 41.63	\$ 47.87	\$ 51.94	\$ 56.35
10	NW 107 Ave	NW 76 St	NW 78 St	Mow guardrail west side in front of preserve.	Bi-weekly	\$ 27.75	\$ 31.91	\$ 34.63	\$ 37.57
11	NW 74 St	NW 108 Ave	NW 112 Ave	Mow under guardrail on north side in front of preserve.	Bi-weekly	\$ 41.63	\$ 47.87	\$ 51.94	\$ 56.35
12	NW 78 St	NW 107 Ave	NW 111 Ct	Mow Swale South Side	Bi-weekly	\$ 83.25	\$ 95.74	\$ 103.88	\$ 112.70
13	NW 114 Ave	NW 74 st	NW 88 St	Mow Median	Bi-weekly	\$ 166.50	\$ 191.48	\$ 207.75	\$ 225.41

14	NW 112 Ave	NW 74 St	NW 82 St	Mow Median. Splitter island at NW 112 Ave & 78 St maintenance - mowing, de-weeding, plant bed maintenance /trimming monthly , palm trimming monthly.	Bi-weekly	\$ 166.50	\$ 191.48	\$ 207.75	\$ 225.41
15	NW 90 St	NW 107 Ave	NW 112 Ave	Mow Median	Bi-weekly	\$ 111.00	\$ 127.65	\$ 138.50	\$ 150.27
16	NW 33 St	NW 87 Ave	NW 107 Ave	Mow Median	Bi-weekly	\$ 166.50	\$ 191.48	\$ 207.75	\$ 225.41
17	NW 33 St	NW 92 Ave	NW 97 Ave	Mow Swale South Side	Bi-weekly	\$ 83.25	\$ 95.74	\$ 103.88	\$ 112.70
18	NW 27 St	NW 105 Ave	NW 107 Ave	Mow Median	Bi-weekly	\$ 41.63	\$ 47.87	\$ 51.94	\$ 56.35
19	NW 27 St	NW 107 Ave	NW 108 Ave	Mow Swale South Side of NW 27 St. in front of empty lot	As Needed	\$ 41.63	\$ 47.87	\$ 51.94	\$ 56.35
20	NW 27 St.	NW 108 Ave		Mow Swale area in front of empty lot at North West Corner of "T" intersection	As Needed	\$ 27.75	\$ 31.91	\$ 34.63	\$ 37.57
21	FLTP at NW 41 St	Exit Ramp	NW 41 St	Mow Shoulder	As Needed	\$ 55.50	\$ 63.83	\$ 69.25	\$ 75.14
22	FLTP at NW 41 St	Ent Ramp	NW 41 St	Mow Shoulder	As Needed	\$ 55.50	\$ 63.83	\$ 69.25	\$ 75.14
23	NW 112 Ave	NW 41 St	NW 43 Ln	Mow Swale East & West Sides	As Needed	\$ 111.00	\$ 127.65	\$ 138.50	\$ 150.27
24	NW 114 Ave	NW 41 St	NW 43 Ln	Mow Swale East Side	As Needed	\$ 111.00	\$ 127.65	\$ 138.50	\$ 150.27
25	NW 41 St	NW 107 Ave	NW 113 Ave	Mow Swale South Side	As Needed	\$ 69.38	\$ 79.78	\$ 86.56	\$ 93.92
26	NW 107 Ave	NW 41 St	NW 33 St	Mow Swale West Side	Bi-weekly	\$ 83.25	\$ 95.74	\$ 103.88	\$ 112.70
27	NW 41 St	NW 79 Ave	NW 87 Ave	Mow Swale South Side	Bi-weekly	\$ 166.50	\$ 191.48	\$ 207.75	\$ 225.41
28	NW 97 Ave	NW 58 St	NW 52 St	Mow Swale West Side	As Needed	\$ 55.50	\$ 63.83	\$ 69.25	\$ 75.14

29	NW 27 st	NW 82 Ave	NW 87 Ave	Mow Median	Bi-weekly	\$ 166.50	\$ 191.48	\$ 207.75	\$ 225.41
30	NW 33 St	NW 82 Ave	NW 87 Ave	Mow Median	Bi-weekly	\$ 222.00	\$ 255.30	\$ 277.00	\$ 300.55
31	NW 38 St	NW 78 Ave	NW 79 Ave	Mow Swale North Side	As Needed	\$ 41.63	\$ 47.87	\$ 51.94	\$ 56.35
32	NW 34 St	NW 112 Ave	NW 113 Ave	Mow North & South Shoulder	Bi-weekly	\$ 41.63	\$ 47.87	\$ 51.94	\$ 56.35
33	NW 37 St	NW 77 Ct	NW 78 Ave	Mow Swale North Side	As Needed	\$ 83.25	\$ 95.74	\$ 103.88	\$ 112.70
34	NW 77 Ct	NW 29 St	NW 32 St	Mow Swale East Side	Bi-weekly	\$ 111.00	\$ 127.65	\$ 138.50	\$ 150.27
35	NW 78 Ave	NW 12 St	NW 13 St	Mow Swale East Side	As Needed	\$ 27.75	\$ 31.91	\$ 34.63	\$ 37.57
36	NW 77 Ct	NW 52 St	NW 56 St	Mow Swale East Side	Bi-weekly	\$ 83.25	\$ 95.74	\$ 103.88	\$ 112.70
37	NW 50 St	NW 107 Ave	NW 109 Ave	Mow Swale South Side	As Needed	\$ 41.63	\$ 47.87	\$ 51.94	\$ 56.35
38	NW 50 St	NW 109 Ave	NW 112 Ave	Mow Swale South Side	As Needed	\$ 41.63	\$ 47.87	\$ 51.94	\$ 56.35
39	NW 50 St	NW 112 Ave	NW 114 Ave	Mow Swale South Side	As Needed	\$ 41.63	\$ 47.87	\$ 51.94	\$ 56.35
40	NW 112 Ave	NW 74 St	NW 78 St	Mow Under Guardrail East Side	Bi-weekly	\$ 41.63	\$ 47.87	\$ 51.94	\$ 56.35
41	NW 82 St	NW 107 Ave	NW 109 Ave	Mow Median	As Needed	\$ 41.63	\$ 47.87	\$ 51.94	\$ 56.35
42	NW 82 St	NW 112 Ave	NW 116 Ave	Mow Median	As Needed	\$ 41.63	\$ 47.87	\$ 51.94	\$ 56.35
43	NW 102 Ave	NW 66 St	NW 74 St	Mow Swale North/South Side	Bi-weekly	\$ 166.50	\$ 191.48	\$ 207.75	\$ 225.41
44	NW 36 St Interchange	SR826	NW 79 Ave	North & South Side of Interchange - Mowing, De-Weeding, Ground cover/shrub maintenance /trimming monthly, Trash/Debris pick-up. Irrigation monthly inspection, Tree and palm trimming monthly,	Bi-weekly	\$ 2,664.00	\$ 3,063.60	\$ 3,324.01	\$ 3,606.55

				Mulch (once per year)					
45	NW 58th St	NW 97 Ave	NW 107 Ave	Median - Mowing, De-Weeding, Ground cover/shrub maintenance /trimming monthly, Trash/Debris pick-up, Irrigation monthly inspection, Tree and palm trimming monthly, Mulch (once a year)	Weekl y	\$ 1,110.00	\$ 1,276.50	\$ 1,385.00	\$ 1,502.73
46	NW 107 Ave	NW 58 St	NW 90 St	Median - Mowing, De-Weeding, Ground cover/shrub maintenance /trimming monthly, Trash/Debris pick-up, Irrigation monthly inspection, Tree and palm trimming monthly, Mulch (once a year)	Weekl y	\$ 888.00	\$ 1,021.20	\$ 1,108.00	\$ 1,202.18

47	Doral Blvd (NW 41st St)	Turnpike	NW 97 Ave	Median - Mowing, De- Weeding, Ground cover/shrub maintenance /trimming monthly, Trash/Debris pick-up, Irrigation monthly inspection, Tree and palm trimming monthly, Mulch (once a year)	Bi- weekl y	\$ 2,775.00	\$ 3,191.25	\$ 3,462.51	\$ 3,756.82
48	NW 53 St	NW 84 Ave	NW 79 Ave	Median - Mowing, De- Weeding, Ground cover/shrub maintenance /trimming monthly, Trash/Debris pick-up, Irrigation monthly inspection, Tree and palm trimming monthly, Mulch (once a year)	As Need ed	\$ 444.00	\$ 510.60	\$ 554.00	\$ 601.09
49	NW 74 St	NW 107 Ave	NW 114 Ave	Median - Mowing, De- Weeding, Ground cover/shrub maintenance /trimming monthly, Trash/Debris pick-up, Irrigation monthly inspection, Tree and palm trimming monthly, Mulch (once a year)	Bi- weekl y	\$ 499.50	\$ 574.43	\$ 623.25	\$ 676.23

50	NW 74 St	NW 107 Ave	NW 114 Ave	South Side Swale - Mowing, De-Weeding, Ground cover/shrub maintenance /trimming, Trash/Debris pick-up, Irrigation monthly inspection, and Tree trimming.	As Needed	\$ 444.00	\$ 510.60	\$ 554.00	\$ 601.09
51	Paseo	NW 52 St	NW 53 Ter	Median - Mowing, De-Weeding, Ground cover/shrub maintenance /trimming monthly, Trash/Debris pick-up, Irrigation monthly inspection, Tree and palm trimming monthly, Mulch (once a year)	As Needed	\$ 388.50	\$ 446.78	\$ 484.75	\$ 525.95
52	NW 58 St	SR-826 Median		Monument - De-weeding, Plant bed maintenance /trimming, Trash/Debris pick-up	As Needed	\$ 27.75	\$ 31.91	\$ 34.63	\$ 37.57
53	NW 58 St	NW 116 Ave		Monument - De-weeding, Plant bed maintenance /trimming, Trash/Debris pick-up	As Needed	\$ 13.88	\$ 15.96	\$ 17.31	\$ 18.78
54	NW 107 Ave	NW 12 St Median		Monument - De-weeding, Plant bed maintenance /trimming, Trash/Debris pick-up	As Needed	\$ 27.75	\$ 31.91	\$ 34.63	\$ 37.57
55	NW 41 St	FL Turnpike Median		Monument - De-weeding, Plant bed maintenance /trimming, Trash/Debris pick-up	As Needed	\$ 27.75	\$ 31.91	\$ 34.63	\$ 37.57

56	NW 87 Ave	NW 12 St Median		Monument - De-weeding, Plant bed maintenance /trimming, Trash/Debris pick-up	As Need ed	\$ 27.75	\$ 31.91	\$ 34.63	\$ 37.57
57	NW 36 St	SR-826 North side		Monument - De-weeding, Plant bed maintenance /trimming, Trash/Debris pick-up	As Need ed	\$ 27.75	\$ 31.91	\$ 34.63	\$ 37.57
58	NW 79 Ave	NW 58 St		Monument - De-weeding, Plant bed maintenance /trimming, Trash/Debris pick-up	As Need ed	\$ 27.75	\$ 31.91	\$ 34.63	\$ 37.57
59	NW 87 Ave	NW 58 St	NW 27 St	Median Bull Nose - De- weeding, Plant bed maintenance /trimming, Trash/Debris pick-up.	As Need ed	\$ 166.50	\$ 191.48	\$ 207.75	\$ 225.41
60	NW 97 Ave	NW 52 St	NW 43 St	Median Bull Nose - De- weeding, Plant bed maintenance /trimming, Trash/Debris pick-up.	As Need ed	\$ 41.63	\$ 47.87	\$ 51.94	\$ 56.35
61	NW 107 Ave	NW 58 St	NW 27 St	Median Bull Nose - De- weeding, Plant bed maintenance /trimming, Trash/Debris pick-up.	As Need ed	\$ 444.00	\$ 510.60	\$ 554.00	\$ 601.09
62	NW 114 Ave	NW 78 St	NW 88 Ln	Median Bull Nose - De- weeding, Plant bed maintenance /trimming, Trash/Debris pick-up.	As Need ed	\$ 111.00	\$ 127.65	\$ 138.50	\$ 150.27
63	NW 33 st	NW 87 Ave	NW 107 Ave	Median Bull Nose - De- weeding, Plant bed maintenance /trimming, Trash/Debris pick-up.	As Need ed	\$ 83.25	\$ 95.74	\$ 103.88	\$ 112.70

64	NW 36/41 St	NW 82 Ave	NW 97 Ave	Median Bull Nose - De-weeding, Plant bed maintenance /trimming, Trash/Debris pick-up.	As Needed	\$ 444.00	\$ 510.60	\$ 554.00	\$ 601.09
65	NW 78 St	NW 108 PL	NW 109 Ave	Splitter Island Maintenance - Mowing, De-Weeding, Plant bed maintenance /trimming	As Needed	\$ 13.88	\$ 15.96	\$ 17.31	\$ 18.78
66	NW 78 St	NW 109 Ave	NW 109 Path	Splitter Island Maintenance - Mowing, De-Weeding, Plant bed maintenance /trimming	As Needed	\$ 13.88	\$ 15.96	\$ 17.31	\$ 18.78
67	NW 86 St	NW 109 Ave		Splitter Island Maintenance - Mowing, De-Weeding, Plant bed maintenance /trimming	As Needed	\$ 13.88	\$ 15.96	\$ 17.31	\$ 18.78
68	NW 82 St	NW 116 Ave		Splitter Island Maintenance - Mowing, De-Weeding, Plant bed maintenance /trimming	As Needed	\$ 13.88	\$ 15.96	\$ 17.31	\$ 18.78
69	NW 28 Ter	NW 99 Ave		Splitter Island Maintenance - Mowing, De-Weeding, Plant bed maintenance /trimming	As Needed	\$ 13.88	\$ 15.96	\$ 17.31	\$ 18.78
70	NW 27 St	NW 99 Ave		Splitter Island Maintenance - Mowing, De-Weeding, Plant bed maintenance /trimming	As Needed	\$ 13.88	\$ 15.96	\$ 17.31	\$ 18.78
71	NW 36/41 st	NW 82 Ave	NW 97 Ave	Mow Medians, Trash/Debris pick-up	As-Needed	\$ 888.00	\$ 1,021.20	\$ 1,108.00	\$ 1,202.18
72	NW 41 St	NW 109 Ave	NW 114 Ave	Mow Swale North Side in front of empty lots	As-Needed	\$ 194.25	\$ 223.39	\$ 242.38	\$ 262.98
73	NW 87 Ave	NW 58 St	NW 12 St	Mow Medians	As-Needed	\$ 832.50	\$ 957.38	\$ 1,038.75	\$ 1,127.05
74	NW 97 Ave	NW 52 St	NW 25 St	Mow Medians	As-Needed	\$ 888.00	\$ 1,021.20	\$ 1,108.00	\$ 1,202.18

75	NW 107 Ave	NW 58 St	NW 12 St	Mow Medians	As-Need ed	\$ 888.00	\$ 1,021.20	\$ 1,108.00	\$ 1,202.18
76	NW 102 Ave	NW 41 St	NW 58 St	Mow Medians	As-Need ed	\$ 444.00	\$ 510.60	\$ 554.00	\$ 601.09
77	NW 102 Ave	NW 41 St	NW 52 St	Mow Swale East Side	As-Need ed	\$ 222.00	\$ 255.30	\$ 277.00	\$ 300.55
78	NW 102 Ave	NW 41 St	NW 52 St	Mow Swale West Side	As-Need ed	\$ 222.00	\$ 255.30	\$ 277.00	\$ 300.55
79	NW 52 St	NW 97 Ave	NW 107 Ave	Mow Medians	As-Need ed	\$ 444.00	\$ 510.60	\$ 554.00	\$ 601.09
80	NW 52 St	NW 97 Ave	NW 107 Ave	Mow Swale South Side	As-Need ed	\$ 222.00	\$ 255.30	\$ 277.00	\$ 300.55
81	NW 52 St	NW 97 Ave	NW 107 Ave	Mow Swale North Side	As-Need ed	\$ 249.75	\$ 287.21	\$ 311.63	\$ 338.11
82	NW 114 Ave	NW 58 St	NW 74 St	Mow Medians	As-Need ed	\$ 499.50	\$ 574.43	\$ 623.25	\$ 676.23
83	NW 74 St	NW 107 Ave	NW 97 Ave	Mow Medians	As-Need ed	\$ 444.00	\$ 510.60	\$ 554.00	\$ 601.09
84	NW 74 St	NW 107 Ave	NW 97 Ave	Mow Swale North Side	As-Need ed	\$ 55.50	\$ 63.83	\$ 69.25	\$ 75.14
85	NW 74 St	NW 107 Ave	NW 97 Ave	Mow Swale South Side	As-Need ed	\$ 55.50	\$ 63.83	\$ 69.25	\$ 75.14
86	NW 12 St	NW 97 Ave	NW 105 BLK	Mow Medians	As-Need ed	\$ 333.00	\$ 382.95	\$ 415.50	\$ 450.82
87	NW 58 St	NW 107 Ave	NW 117 Ave	Mow Medians	As-Need ed	\$ 416.25	\$ 478.69	\$ 519.38	\$ 563.52
88	6100 NW 99 Avenue (Doral Police Station/Public Works Warehouse)				As-Need ed	\$ 444.00	\$ 510.60	\$ 554.00	\$ 601.09
89	3719 NW 97 Avenue (Police Training Center)				As-Need ed	\$ 888.00	\$ 1,021.20	\$ 1,108.00	\$ 1,202.18
90	NW 104 Ave	NW 74 St	NW 75 Ln	Median Maintenance - De-Weeding, Plant bed maintenance /trimming	As-Need ed	\$ 41.63	\$ 47.87	\$ 51.94	\$ 56.35
90-A	NW 82 Ave	NW 36 St	NW 33 St	Mow Median	Bi-weekly	\$ 216.00	\$ 248.40	\$ 269.51	\$ 292.42
90-B	NW 92 Ave	NW 33 St	NW 27 St	Mow Swale West Side	Bi-weekly	\$ 135.00	\$ 155.25	\$ 168.45	\$ 182.76

90-C	NW 92 Ave	NW 33 St	NW 27 St	Mow Swale East Side	Bi-weekly	\$ 81.00	\$ 93.15	\$ 101.07	\$ 109.66
------	-----------	----------	----------	---------------------	-----------	----------	----------	-----------	-----------

**CANAL MAINTENANCE -
MOWING FLAT AREAS**

Item Num.	Street/Avenue Name	From	To	Work Area	Frequency	Unit Price per service	Proposed Unit Price per service 2022 (15% increase)	Proposed Unit Price per service 2023 (8.5% increase)	Proposed Unit Price per service 2024 (8.5% increase)
-----------	--------------------	------	----	-----------	-----------	------------------------	---	--	--

Dressels Canal

91	NW 58 St.	NW 117 Ave.	NW 114 Ave.	North Side of Canal	Bi-weekly	\$ 83.25	\$ 95.74	\$ 103.88	\$ 112.70
92	NW 58 St.	NW 114 Ave.	NW 112 Ave.	North Side of Canal	Bi-weekly	\$ 111.00	\$ 127.65	\$ 138.50	\$ 150.27
93	NW 58 St.	NW 112 Ave.	NW 109 Ave.	North Side of Canal	Bi-weekly	\$ 166.50	\$ 191.48	\$ 207.75	\$ 225.41
94	NW 52 St.	NW 102 Ave.	NW 97 Ave.	North Side of Canal	Bi-weekly	\$ 76.50	\$ 87.98	\$ 95.45	\$ 103.57
95	NW 107 Ave.	NW 52 St.	NW 58 St.	East Side of Canal (Between Houses - Top of Bank)	As Needed	\$ 55.50	\$ 63.83	\$ 69.25	\$ 75.14
96	NW 97 Ave.	NW 43 Ter	NW 49 Ter	East Side of Canal (Between Top of Bank - Back of Sidewalk)	Bi-weekly	\$ 111.00	\$ 127.65	\$ 138.50	\$ 150.27
97	Doral Blvd (NW 41st St)	NW 97 Ave.	NW 87 Ave.	South Side of Canal (From Southern Command Property line to Bridge & Launch Pad Area on South Bank at NW 89 Ct.) Southern Command Mowing is 10ft away from fence.	Bi-weekly	\$ 333.00	\$ 382.95	\$ 415.50	\$ 450.82
98	NW 41 St.	NW 87 Ave.	NW 79 Ave.	North Side of Canal	As Needed	\$ 444.00	\$ 510.60	\$ 554.00	\$ 601.09
99	NW 41 St.	NW 79 Ave.	Palmetto	North Side of Canal	As Needed	\$ 55.50	\$ 63.83	\$ 69.25	\$ 75.14

C-2 Extension Canal

100	NW 117 Ave.	NW 58 St.	NW 50 St.	West Side of Canal (Between Guardrail - Top of Bank)	Bi-weekly	\$ 111.00	\$ 127.65	\$ 138.50	\$ 150.27
101	NW 117 Ave.	NW 50 St.	NW 41 St.	West Side of Canal (Between Guardrail - Top of Bank)	Bi-weekly	\$ 111.00	\$ 127.65	\$ 138.50	\$ 150.27
102	NW 117 Ave.	NW 41 St.	NW 34 St.	West Side of Canal (Between Guardrail - Top of Bank)	Bi-weekly	\$ 166.50	\$ 191.48	\$ 207.75	\$ 225.41
103	NW 117 Ave.	NW 34 St.	NW 25 St.	West Side of Canal (Between Guardrail - Top of Bank)	Bi-weekly	\$ 111.00	\$ 127.65	\$ 138.50	\$ 150.27

Northline Canal

104	NW 25 St.	NW 117 Ave.	NW 112 Ave.	South Side of Canal (Between Guardrail - Top of Bank)	Monthly	\$ 249.75	\$ 287.21	\$ 311.63	\$ 338.11
105	NW 25 St.	NW 112 Ave.	NW 107 Ave.	South Side of Canal (Between Guardrail - Top of Bank)	Monthly	\$ 249.75	\$ 287.21	\$ 311.63	\$ 338.11
106	NW 25 St.	NW 107 Ave.	NW 102 Ave.	South Side of Canal (Between Guardrail - Top of Bank)	Monthly	\$ 97.13	\$ 111.69	\$ 121.19	\$ 131.49
107	NW 25 St.	NW 102 Ave.	NW 28 Ter	North Side of Canal (Between Guardrail - Top of Bank)	Monthly	\$ 55.50	\$ 63.83	\$ 69.25	\$ 75.14
108	NW 25 St.	NW 102 Ave.	NW 97 Ave.	South Side of Canal (Between Guardrail - Top of Bank)	Monthly	\$ 222.00	\$ 255.30	\$ 277.00	\$ 300.55
109	NW 25 St.	NW 97 Ave.	NW 92 Ave.	North Side of Canal (Between Fence - Top of Bank)	As Needed	\$ 249.75	\$ 287.21	\$ 311.63	\$ 338.11

				South Side of Canal (Between Guardrail - Top of Bank)	As Needed	\$ 55.50	\$ 63.83	\$ 69.25	\$ 75.14
110	NW 25 St.	NW 92 Ave.	NW 87 Ave.	South Side of Canal (Between Guardrail - Top of Bank)	As Needed	\$ 249.75	\$ 287.21	\$ 311.63	\$ 338.11
111	NW 25 St.	NW 89 Ct.	NW 87 Ave.	North Side of Canal (Between Guardrail - Top of Bank)	Monthly	\$ 55.50	\$ 63.83	\$ 69.25	\$ 75.14
112	NW 25 St.	NW 87 Ave.	NW 84 Ave.	North Side of Canal	As Needed	\$ 249.75	\$ 287.21	\$ 311.63	\$ 338.11

CANAL MAINTENANCE - CANAL SLOPES

Item Num.	Street/ Avenue Name	From	To	Work Area	Frequency	Unit Price per service	Proposed Unit Price per service 2022 (15% increase)	Proposed Unit Price per service 2023 (8.5% increase)	Proposed Unit Price per service 2024 (8.5% increase)
-----------	---------------------------	------	----	-----------	-----------	---------------------------	---	--	--

Dressels Canal

113	NW 58 St.	NW 117 Ave.	NW 114 Ave.	North Side of Canal	Bi-Monthly	\$ 111.00	\$ 127.65	\$ 138.50	\$ 150.27
				South Side of Canal	Bi-Monthly	\$ 111.00	\$ 127.65	\$ 138.50	\$ 150.27
114	NW 58 St.	NW 114 Ave.	NW 112 Ave.	North Side of Canal	Bi-Monthly	\$ 111.00	\$ 127.65	\$ 138.50	\$ 150.27
				South Side of Canal	Bi-Monthly	\$ 111.00	\$ 127.65	\$ 138.50	\$ 150.27
115	NW 58 St.	NW 112 Ave.	NW 109 Ave.	North Side of Canal	Bi-Monthly	\$ 111.00	\$ 127.65	\$ 138.50	\$ 150.27
				South Side of Canal	Bi-Monthly	\$ 111.00	\$ 127.65	\$ 138.50	\$ 150.27
116	NW 58 St.	NW 109 Ave.	NW 107 Ave.	North Side of Canal	Bi-Monthly	\$ 111.00	\$ 127.65	\$ 138.50	\$ 150.27
				South Side of Canal	Bi-Monthly	\$ 111.00	\$ 127.65	\$ 138.50	\$ 150.27
117	NW 107 Ave.	NW 52 St.	NW 58 St.	East Side of Canal	Bi-monthly	\$ 55.50	\$ 63.83	\$ 69.25	\$ 75.14
118	NW 52 St.	NW 104 Ave.	NW 102 Ave.	North Side of Canal	Bi-Monthly	\$ 55.50	\$ 63.83	\$ 69.25	\$ 75.14

				South Side of Canal	Bi-Mont hly	\$ 55.50	\$ 63.83	\$ 69.25	\$ 75.14
119	NW 52 St.	NW 102 Ave.	NW 97 Ave.	North Side of Canal	Bi-mont hly	\$ 55.50	\$ 63.83	\$ 69.25	\$ 75.14
120	NW 97 Ave.	NW 43 Ter	NW 49 Ter	West Side of Canal	Bi-Mont hly	\$ 55.50	\$ 63.83	\$ 69.25	\$ 75.14
				East Side of Canal	Bi-Mont hly	\$ 55.50	\$ 63.83	\$ 69.25	\$ 75.14
121	NW 41 St.	NW 97 Ave.	NW 87 Ave.	North Side of Canal	Bi-Mont hly	\$ 55.50	\$ 63.83	\$ 69.25	\$ 75.14
				South Side of Canal	Bi-Mont hly	\$ 55.50	\$ 63.83	\$ 69.25	\$ 75.14
122	NW 41 St.	NW 87 Ave.	NW 79 Ave.	North Side of Canal	Bi-Mont hly	\$ 222.00	\$ 255.30	\$ 277.00	\$ 300.55
				South Side of Canal	Bi-Mont hly	\$ 222.00	\$ 255.30	\$ 277.00	\$ 300.55
123	NW 41 St.	NW 79 Ave.	Palmetto	North Side of Canal	Bi-Mont hly	\$ 41.63	\$ 47.87	\$ 51.94	\$ 56.35
				South Side of Canal	Bi-Mont hly	\$ 27.75	\$ 31.91	\$ 34.63	\$ 37.57

**C-2
Extension
Canal**

124	NW 117 Ave.	NW 58 St.	NW 50 St.	West Side of Canal	Bi-Mont hly	\$ 111.00	\$ 127.65	\$ 138.50	\$ 150.27
				East Side of Canal	Bi-Mont hly	\$ 111.00	\$ 127.65	\$ 138.50	\$ 150.27
125	NW 117 Ave.	NW 50 St.	NW 41 St.	West Side of Canal	Bi-Mont hly	\$ 111.00	\$ 127.65	\$ 138.50	\$ 150.27
				East Side of Canal	Bi-Mont hly	\$ 111.00	\$ 127.65	\$ 138.50	\$ 150.27
126	NW 117 Ave.	NW 41 St.	NW 34 St.	West Side of Canal	Bi-Mont hly	\$ 111.00	\$ 127.65	\$ 138.50	\$ 150.27
				East Side of Canal	Bi-Mont hly	\$ 111.00	\$ 127.65	\$ 138.50	\$ 150.27
127	NW 117 Ave.	NW 34 St.	NW 25 St.	West Side of Canal	Bi-Mont hly	\$ 111.00	\$ 127.65	\$ 138.50	\$ 150.27
				East Side of Canal	Bi-Mont hly	\$ 111.00	\$ 127.65	\$ 138.50	\$ 150.27

Northline Canal

128	NW 25 St.	NW 117 Ave.	NW 112 Ave.	North Side of Canal	Bi-Mont hly	\$ 111.00	\$ 127.65	\$ 138.50	\$ 150.27
				South Side of Canal	Bi-Mont hly	\$ 111.00	\$ 127.65	\$ 138.50	\$ 150.27

129	NW 25 St.	NW 112 Ave.	NW 107 Ave.	North Side of Canal	Bi-Mont hly	\$ 111.00	\$ 127.65	\$ 138.50	\$ 150.27
				South Side of Canal	Bi-Mont hly	\$ 111.00	\$ 127.65	\$ 138.50	\$ 150.27
130	NW 25 St.	NW 107 Ave.	NW 102 Ave.	North Side of Canal	Bi-Mont hly	\$ 111.00	\$ 127.65	\$ 138.50	\$ 150.27
				South Side of Canal	Bi-Mont hly	\$ 111.00	\$ 127.65	\$ 138.50	\$ 150.27
131	NW 25 St.	NW 102 Ave.	NW 97 Ave.	North Side of Canal	Bi-Mont hly	\$ 111.00	\$ 127.65	\$ 138.50	\$ 150.27
				South Side of Canal	Bi-Mont hly	\$ 111.00	\$ 127.65	\$ 138.50	\$ 150.27
132	NW 25 St.	NW 97 Ave.	NW 92 Ave.	North Side of Canal	Bi-mont hly	\$ 111.00	\$ 127.65	\$ 138.50	\$ 150.27
				South Side of Canal	Bi-mont hly	\$ 111.00	\$ 127.65	\$ 138.50	\$ 150.27
133	NW 25 St.	NW 92 Ave.	NW 87 Ave.	North Side of Canal	Bi-mont hly	\$ 111.00	\$ 127.65	\$ 138.50	\$ 150.27
				South Side of Canal	Bi-mont hly	\$ 111.00	\$ 127.65	\$ 138.50	\$ 150.27
134	NW 25 St.	NW 87 Ave.	NW 84 Ave.	North Side of Canal	Bi-mont hly	\$ 111.00	\$ 127.65	\$ 138.50	\$ 150.27

TREE MAINTENANCE - AS NEEDED BASIS

Item Num.	Item	Description/Unit Type (Non-emergency, maximum response time 5 business days)	Qty	Unit Price / Multiplier	Proposed Unit Price/Multiplier 2022 (15%)	Proposed Unit Price/Multiplier 2023 (8.5%)	Proposed Unit Price/Multiplier 2024 (8.5%)
135	Tree Trimming	Per Tree, 0 - 5.9" DBH	0	\$ 15.00	\$ 17.25	\$ 18.72	\$ 20.31
136	Tree Trimming	Per Tree, 6" - 11.9" DBH	0	\$ 35.00	\$ 40.25	\$ 43.67	\$ 47.38
137	Tree Trimming	Per Tree, 12" - 19.9" DBH	0	\$ 50.00	\$ 57.50	\$ 62.39	\$ 67.69
138	Tree Trimming	Per Tree, 20" - 29.9" DBH	0	\$ 65.00	\$ 74.75	\$ 81.10	\$ 88.00
139	Tree Trimming	Per Tree, 30" - 39.9" DBH	0	\$ 85.00	\$ 97.75	\$ 106.06	\$ 115.07
140	Tree Trimming	Per Tree, 40" and greater DBH	0	\$ 120.00	\$ 138.00	\$ 149.73	\$ 162.46
141	Tree Fertilization	Per Tree, 0 - 5.9" DBH	0	\$ 20.00	\$ 23.00	\$ 24.96	\$ 27.08
142	Tree Fertilization	Per Tree, 6" - 11.9" DBH	0	\$ 20.00	\$ 23.00	\$ 24.96	\$ 27.08
143	Tree Fertilization	Per Tree, 12" - 19.9" DBH	0	\$ 20.00	\$ 23.00	\$ 24.96	\$ 27.08

144	Tree Fertilization	Per Tree, 20" - 29.9" DBH	0	\$ 20.00	\$ 23.00	\$ 24.96	\$ 27.08
145	Tree Fertilization	Per Tree, 30" - 39.9" DBH	0	\$ 20.00	\$ 23.00	\$ 24.96	\$ 27.08
146	Tree Fertilization	Per Tree, 40" and greater DBH	0	\$ 25.00	\$ 28.75	\$ 31.19	\$ 33.85
147	Tree Removal (includes stump & root)	Per Tree, 0 - 5.9" DBH	0	\$ 75.00	\$ 86.25	\$ 93.58	\$ 101.54
148	Tree Removal (includes stump & root)	Per Tree, 6" - 11.9" DBH	0	\$ 195.00	\$ 224.25	\$ 243.31	\$ 263.99
149	Tree Removal (includes stump & root)	Per Tree, 12" - 19.9" DBH	0	\$ 395.00	\$ 454.25	\$ 492.86	\$ 534.75
150	Tree Removal (includes stump & root)	Per Tree, 20" - 29.9" DBH	0	\$ 850.00	\$ 977.50	\$ 1,060.59	\$ 1,150.74
151	Tree Removal (includes stump & root)	Per Tree, 30" - 39.9" DBH	0	\$ 950.00	\$ 1,092.50	\$ 1,185.36	\$ 1,286.12
152	Tree Removal (includes stump & root)	Per Tree, 40" and greater DBH	0	\$ 1,500.00	\$ 1,725.00	\$ 1,871.63	\$ 2,030.71
153	Tree Relocation	Per Tree, 0 - 5.9" DBH	0	\$ 500.00	\$ 575.00	\$ 623.88	\$ 676.90
154	Tree Relocation	Per Tree, 6" - 11.9" DBH	0	\$ 800.00	\$ 920.00	\$ 998.20	\$ 1,083.05
155	Tree Relocation	Per Tree, 12" - 19.9" DBH	0	\$ 900.00	\$ 1,035.00	\$ 1,122.98	\$ 1,218.43
156	Tree Relocation	Per Tree, 20" - 29.9" DBH	0	\$ 1,500.00	\$ 1,725.00	\$ 1,871.63	\$ 2,030.71
157	Tree Staking	Per Tree, 0 - 5.9" DBH	0	\$ 45.00	\$ 51.75	\$ 56.15	\$ 60.92
158	Tree Staking	Per Tree, 6" - 11.9" DBH	0	\$ 45.00	\$ 51.75	\$ 56.15	\$ 60.92
159	Tree Staking	Per Tree, 12" - 19.9" DBH	0	\$ 45.00	\$ 51.75	\$ 56.15	\$ 60.92
160	Tree Staking	Per Tree, 20" - 29.9" DBH	0	\$ 45.00	\$ 51.75	\$ 56.15	\$ 60.92
161	Tree Staking	Per Tree, 30" - 39.9" DBH	0	\$ 45.00	\$ 51.75	\$ 56.15	\$ 60.92
162	Palm Trimming	Per Palm, 0 -10" clear trunk	0	\$ 25.00	\$ 28.75	\$ 31.19	\$ 33.85
163	Palm Trimming	Per Palm, > 10" clear trunk	0	\$ 45.00	\$ 51.75	\$ 56.15	\$ 60.92
164	Palm Fertilization	Per Palm, 0 -10" clear trunk	0	\$ 20.00	\$ 23.00	\$ 24.96	\$ 27.08
165	Palm Fertilization	Per Palm, > 10" clear trunk	0	\$ 20.00	\$ 23.00	\$ 24.96	\$ 27.08
166	Palm Removal (includes stump and root)	Per Palm, 0 -10" clear trunk	0	\$ 175.00	\$ 201.25	\$ 218.36	\$ 236.92

167	Palm Removal (includes stump and root)	Per Palm, > 10" clear trunk	0	\$ 350.00	\$ 402.50	\$ 436.71	\$ 473.83
168	Palm Staking	Per Palm, 0 -10" clear trunk	0	\$ 75.00	\$ 86.25	\$ 93.58	\$ 101.54
169	Palm Staking	Per Palm, > 10" clear trunk	0	\$ 75.00	\$ 86.25	\$ 93.58	\$ 101.54
170	Stump Removal	All Tree & Palm Types, 0 - 5.9" DBH	0	\$ 85.00	\$ 97.75	\$ 106.06	\$ 115.07
171	Stump Removal	All Tree & Palm Types, 6" - 11.9" DBH	0	\$ 150.00	\$ 172.50	\$ 187.16	\$ 203.07
172	Stump Removal	All Tree & Palm Types, 12" - 19.9" DBH	0	\$ 250.00	\$ 287.50	\$ 311.94	\$ 338.45
173	Stump Removal	All Tree & Palm Types, 20" - 29.9" DBH	0	\$ 350.00	\$ 402.50	\$ 436.71	\$ 473.83
174	Stump Removal	All Tree & Palm Types, 30" - 39.9" DBH	0	\$ 350.00	\$ 402.50	\$ 436.71	\$ 473.83
175	Stump Removal	All Tree & Palm Types, 40" and greater DBH	0	\$ 500.00	\$ 575.00	\$ 623.88	\$ 676.90
176	Emergency Multiplier	For all of the above services, this multiplier will be used on the corresponding unit cost if response time required is less than 24 hours for project completion	0	3	\$ 3.45	\$ 3.74	\$ 4.06
177	Materials Multiplier	For all materials including mulch, fertilizer and pesticides. Base price requires three quotes on initial use. Multiplier rate added to purchase cost, receipts required. Multiplier rate includes cost of application/use.	0	3	\$ 3.45	\$ 3.74	\$ 4.06

**MISCELLANEOUS
- AS NEEDED
BASIS**

Item Num.	Item/Description	Qty	Hourly Rate	Proposed Hourly Rate 2022 (5%)	Proposed Hourly Rate 2023 (3%)	Proposed Hourly Rate 2023 (3%)
178	Irrigation Repairs	0	\$ 75.00	\$ 78.75	\$ 81.11	\$ 83.55
179	Work Boat w/Operator	0	\$ 75.00	\$ 78.75	\$ 81.11	\$ 83.55
180	ISA Certified Arborist	0	\$ 95.00	\$ 99.75	\$ 102.74	\$ 105.82
181	Tree Climber Specialist	0	\$ 50.00	\$ 52.50	\$ 54.08	\$ 55.70
182	Chipper w/Operator	0	\$ 75.00	\$ 78.75	\$ 81.11	\$ 83.55
183	Bucket Truck w/Operator	0	\$ 175.00	\$ 183.75	\$ 189.26	\$ 194.94
184	Grapple Truck w/ Operator	0	\$ 125.00	\$ 131.25	\$ 135.19	\$ 139.24
185	Water Truck w/ Operator (water included)	0	\$ 85.00	\$ 89.25	\$ 91.93	\$ 94.69
186	Other equipment, services, staff classifications (Proposed by Bidder)	0	\$ 30.00	\$ 31.50	\$ 32.45	\$ 33.42

	for use on this contract):			
--	----------------------------	--	--	--

TREE PURCHASE & DELIVERY

Item Num.	Description (Botanical Name, Common)	Quantity	Unit Cost Size: 25 Gal. 10'H - 12'H	Proposed Unit Cost 2022 (15%)	Proposed Unit Cost 2023 (8.5%)	Proposed Unit Cost 2024 (8.5%)
187	Bauhinia variegata candida, White Orchid Tree	0	\$ 143.75	\$ 165.31	\$ 179.36	\$ 194.61
188	Brachychiton acerifolia, Illawarra Flame Tree	0	\$ 143.75	\$ 165.31	\$ 179.36	\$ 194.61
189	Brya ebenus, Cocuswood	0	\$ 172.50	\$ 198.38	\$ 215.24	\$ 233.53
190	Bulnesia arborea, Verawood	0	\$ 143.75	\$ 165.31	\$ 179.36	\$ 194.61
191	Butea monosprema, Palash	0	\$ 143.75	\$ 165.31	\$ 179.36	\$ 194.61
192	Caesalpinia sp. Dwarf poinciana	0	\$ 115.00	\$ 132.25	\$ 143.49	\$ 155.69
193	Caesalpinia granadillo, Bridalveil Tree	0	\$ 166.75	\$ 191.76	\$ 208.06	\$ 225.75
194	Cananga odorata, Cananga Tree	0	\$ 155.25	\$ 178.54	\$ 193.71	\$ 210.18
195	Cassia bakeriana, Pink Shower Tree	0	\$ 546.25	\$ 628.19	\$ 681.58	\$ 739.52
196	Cassia fistula, Golden Shower Tree	0	\$ 316.25	\$ 363.69	\$ 394.60	\$ 428.14
197	Cassia grandis, Pink Shower Tree	0	\$ 316.25	\$ 363.69	\$ 394.60	\$ 428.14
198	Cassia javanica, Java Cassia	0	\$ 431.25	\$ 495.94	\$ 538.09	\$ 583.83
199	Cassia surattensis, Glaucus cassia	0	\$ 316.25	\$ 363.69	\$ 394.60	\$ 428.14
200	Citharexylum spinosum, Fiddlewood	0	\$ 115.00	\$ 132.25	\$ 143.49	\$ 155.69
201	Cordia sebestena, Orange Geiger	0	\$ 143.75	\$ 165.31	\$ 179.36	\$ 194.61
202	Chamaerops Humilis, Mediterranean Fan Palm	0	\$ 172.50	\$ 198.38	\$ 215.24	\$ 233.53
203	Eugenia Foetida, Spanish Stopper	0	\$ 143.75	\$ 165.31	\$ 179.36	\$ 194.61
204	Lagerstroemia speciosa, Queen's Crape Myrtle	0	\$ 143.75	\$ 165.31	\$ 179.36	\$ 194.61
205	Lagerstroemia indica, Crape Myrtle	0	\$ 143.75	\$ 165.31	\$ 179.36	\$ 194.61
206	Magnolia grandifolia 'D.D. Blanchard', Southern Magnolia	0	\$ 143.75	\$ 165.31	\$ 179.36	\$ 194.61
207	Magnolia grandifolia 'Little Gem', Dwarf Southern Magnolia	0	\$ 172.50	\$ 198.38	\$ 215.24	\$ 233.53
208	Murraya paniculata, Orange jessamine	0	\$ 172.50	\$ 198.38	\$ 215.24	\$ 233.53
209	Myrica cerifera, Wax myrtle	0	\$ 80.50	\$ 92.58	\$ 100.44	\$ 108.98
210	Plumeria rubra, Plumeria	0	\$ 115.00	\$ 132.25	\$ 143.49	\$ 155.69
211	Spathodea campanulata, African tuliptree	0	\$ 115.00	\$ 132.25	\$ 143.49	\$ 155.69
212	Tabebuia cariaba, Yellow Tabebuia	0	\$ 316.25	\$ 363.69	\$ 394.60	\$ 428.14

213	Tabebuia heterophylla, Pink Tabebuia	0	\$ 316.25	\$ 363.69	\$ 394.60	\$ 428.14
214	Tabebuia impetiginosa, Purple Tabebuia	0	\$ 316.25	\$ 363.69	\$ 394.60	\$ 428.14
215	Tipuan tipu, Rosewood and Pride of Bolivia	0	\$ 115.00	\$ 132.25	\$ 143.49	\$ 155.69
216	Triplaris cumingiana, Ant Tree	0	\$ 155.25	\$ 178.54	\$ 193.71	\$ 210.18
217	Chrysophyllum oliviforme, Satinleaf	0	\$ 143.75	\$ 165.31	\$ 179.36	\$ 194.61
218	Conocarpus erectus var. sericeus, Silver Buttonwood	0	\$ 149.50	\$ 171.93	\$ 186.54	\$ 202.39
219	Eriobotrya, japonica, Loquat	0	\$ 63.25	\$ 72.74	\$ 78.92	\$ 85.63
220	Ilex cassine, Dahoon Holly	0	\$ 155.25	\$ 178.54	\$ 193.71	\$ 210.18
221	Ilex x attenuata, East Palatka Holly	0	\$ 143.75	\$ 165.31	\$ 179.36	\$ 194.61
222	Jatropha integerrima, Jatropha Standard Red	0	\$ 172.50	\$ 198.38	\$ 215.24	\$ 233.53
223	Ligustrum lucidum, Wax Privet	0	\$ 115.00	\$ 132.25	\$ 143.49	\$ 155.69
224	Ligustrum Japonicum, Japanese Privet	0	\$ 115.00	\$ 132.25	\$ 143.49	\$ 155.69
225	Pinus elliotti var densa, South Florida Slash Pine	0	\$ 115.00	\$ 132.25	\$ 143.49	\$ 155.69
226	Busera Simaruba, Gumbo Limbo	0	\$ 143.75	\$ 165.31	\$ 179.36	\$ 194.61
227	Calophyllum brasiliense, Brazilian Beautyleaf	0	\$ 115.00	\$ 132.25	\$ 143.49	\$ 155.69
228	Chrysophyllum oliviforme, Satinleaf	0	\$ 143.75	\$ 165.31	\$ 179.36	\$ 194.61
229	Coccoloba diversifolia, Pigeon Plum	0	\$ 109.25	\$ 125.64	\$ 136.32	\$ 147.90
230	Coccoloba uvifera, Seagrape	0	\$ 109.25	\$ 125.64	\$ 136.32	\$ 147.90
231	Conocarpus erectus, Green Buttonwood	0	\$ 109.25	\$ 125.64	\$ 136.32	\$ 147.90
232	Krugiodendron ferreum, Black ironwood	0	\$ 172.50	\$ 198.38	\$ 215.24	\$ 233.53
233	Lysiloma bahamensis, Wild tamarind	0	\$ 138.00	\$ 158.70	\$ 172.19	\$ 186.83
234	Lysiloma latisiliquum, Wild tamarind	0	\$ 138.00	\$ 158.70	\$ 172.19	\$ 186.83
235	Magnolia grandifolia 'D.D. Blanchard', Southern Magnolia	0	\$ 143.75	\$ 165.31	\$ 179.36	\$ 194.61
236	Pinus elliotti var densa, South Florida Slash Pine	0	\$ 115.00	\$ 132.25	\$ 143.49	\$ 155.69
237	Peltophorum pterocarpum, Yellow poinciana	0	\$ 126.50	\$ 145.48	\$ 157.84	\$ 171.26
238	Quercus laurifolia, Laurel Oak	0	\$ 155.25	\$ 178.54	\$ 193.71	\$ 210.18
239	Quercus virginiana, Live Oak	0	\$ 155.25	\$ 178.54	\$ 193.71	\$ 210.18
240	Simarouba glauca, Paradise Tree	0	\$ 143.75	\$ 165.31	\$ 179.36	\$ 194.61
241	Swietenia mahagoni, Mahogani Tree	0	\$ 120.75	\$ 138.86	\$ 150.67	\$ 163.47
242	Taxodium distichum, Bald Cypress	0	\$ 109.25	\$ 125.64	\$ 136.32	\$ 147.90

**TREE
INSTALATION**

Item Num.	Description (Botanical Name, Common)	Quantity	Installation Only Size: 25 Gal. 10'H - 12'H	Proposed Unit Cost 2022 (15%)	Proposed Unit Cost 2023 (8.5%)	Proposed Unit Cost 2024 (8.5%)
243	Bauhinia variegata candida, White Orchid Tree	0	\$ 100.00	\$ 115.00	\$ 124.78	\$ 135.38
244	Brachychiton acerifolia, Illawarra Flame Tree	0	\$ 100.00	\$ 115.00	\$ 124.78	\$ 135.38
245	Brya ebenus, Cocuswood	0	\$ 100.00	\$ 115.00	\$ 124.78	\$ 135.38
246	Bulnesia arborea, Verawood	0	\$ 100.00	\$ 115.00	\$ 124.78	\$ 135.38
247	Butea monosprema, Palash	0	\$ 100.00	\$ 115.00	\$ 124.78	\$ 135.38
248	Caesalpinia sp. Dwarf poinciana	0	\$ 100.00	\$ 115.00	\$ 124.78	\$ 135.38
249	Caesalpinia granadillo, Bridalveil Tree	0	\$ 100.00	\$ 115.00	\$ 124.78	\$ 135.38
250	Cananga odorata, Cananga Tree	0	\$ 100.00	\$ 115.00	\$ 124.78	\$ 135.38
251	Cassia bakeriana, Pink Shower Tree	0	\$ 100.00	\$ 115.00	\$ 124.78	\$ 135.38
252	Cassia fistula, Golden Shower Tree	0	\$ 100.00	\$ 115.00	\$ 124.78	\$ 135.38
253	Cassia grandis, Pink Shower Tree	0	\$ 100.00	\$ 115.00	\$ 124.78	\$ 135.38
254	Cassia javanica, Java Cassia	0	\$ 100.00	\$ 115.00	\$ 124.78	\$ 135.38
255	Cassia surattensis, Glaucus cassia	0	\$ 100.00	\$ 115.00	\$ 124.78	\$ 135.38
256	Citharexylum spinosum, Fiddlewood	0	\$ 100.00	\$ 115.00	\$ 124.78	\$ 135.38
257	Cordia sebestena, Orange Geiger	0	\$ 100.00	\$ 115.00	\$ 124.78	\$ 135.38
258	Chamaerops Humilis, Mediterranean Fan Palm	0	\$ 100.00	\$ 115.00	\$ 124.78	\$ 135.38
259	Eugenia Foetida, Spanish Stopper	0	\$ 100.00	\$ 115.00	\$ 124.78	\$ 135.38
260	Lagerstroemia speciosa, Queen's Crape Myrtle	0	\$ 100.00	\$ 115.00	\$ 124.78	\$ 135.38
261	Lagerstroemia indica, Crape Myrtle	0	\$ 100.00	\$ 115.00	\$ 124.78	\$ 135.38
262	Magnolia grandifolia 'D.D. Blanchard', Southern Magnolia	0	\$ 100.00	\$ 115.00	\$ 124.78	\$ 135.38
263	Magnolia grandifolia 'Little Gem', Dwarf Southern Magnolia	0	\$ 100.00	\$ 115.00	\$ 124.78	\$ 135.38
264	Murraya paniculata, Orange jessamine	0	\$ 100.00	\$ 115.00	\$ 124.78	\$ 135.38
265	Myrica cerifera, Wax myrtle	0	\$ 100.00	\$ 115.00	\$ 124.78	\$ 135.38
266	Plumeria rubra, Plumeria	0	\$ 100.00	\$ 115.00	\$ 124.78	\$ 135.38
267	Spathodea campanulata, African tuliptree	0	\$ 100.00	\$ 115.00	\$ 124.78	\$ 135.38
268	Tabebuia cariaba, Yellow Tabebuia	0	\$ 100.00	\$ 115.00	\$ 124.78	\$ 135.38
269	Tabebuia heterophylla, Pink Tabebuia	0	\$ 100.00	\$ 115.00	\$ 124.78	\$ 135.38
270	Tabebuia impetiginosa, Purple Tabebuia	0	\$ 100.00	\$ 115.00	\$ 124.78	\$ 135.38
271	Tipuan tipu, Rosewood and Pride of Bolivia	0	\$ 100.00	\$ 115.00	\$ 124.78	\$ 135.38
272	Triplaris cumingiana, Ant Tree	0	\$ 100.00	\$ 115.00	\$ 124.78	\$ 135.38

273	Chrysophyllum oliviforme, Satinleaf	0	\$ 100.00	\$ 115.00	\$ 124.78	\$ 135.38
274	Conocarpus erectus var. sericeus, Silver Buttonwood	0	\$ 100.00	\$ 115.00	\$ 124.78	\$ 135.38
275	Eriobotrya, japonica, Loquat	0	\$ 100.00	\$ 115.00	\$ 124.78	\$ 135.38
276	Ilex cassine, Dahoon Holly	0	\$ 100.00	\$ 115.00	\$ 124.78	\$ 135.38
277	Ilex x attenuata, East Palatka Holly	0	\$ 100.00	\$ 115.00	\$ 124.78	\$ 135.38
278	Jatropha integerrima, Jatropha Standard Red	0	\$ 100.00	\$ 115.00	\$ 124.78	\$ 135.38
279	Ligustrum lucidum, Wax Privet	0	\$ 100.00	\$ 115.00	\$ 124.78	\$ 135.38
280	Ligustrum Japonicum, Japanese Privet	0	\$ 100.00	\$ 115.00	\$ 124.78	\$ 135.38
281	Pinus elliotti var densa, South Florida Slash Pine	0	\$ 100.00	\$ 115.00	\$ 124.78	\$ 135.38
282	Busera Simaruba, Gumbo Limbo	0	\$ 100.00	\$ 115.00	\$ 124.78	\$ 135.38
283	Calophyllum brasiliense, Brazilian Beautyleaf	0	\$ 100.00	\$ 115.00	\$ 124.78	\$ 135.38
284	Chrysophyllum oliviforme, Satinleaf	0	\$ 100.00	\$ 115.00	\$ 124.78	\$ 135.38
285	Coccoloba diversifolia, Pigeon Plum	0	\$ 100.00	\$ 115.00	\$ 124.78	\$ 135.38
286	Coccoloba uvifera, Seagrape	0	\$ 100.00	\$ 115.00	\$ 124.78	\$ 135.38
287	Conocarpus erectus, Green Buttonwood	0	\$ 100.00	\$ 115.00	\$ 124.78	\$ 135.38
288	Krugiodendron ferreum, Black ironwood	0	\$ 100.00	\$ 115.00	\$ 124.78	\$ 135.38
289	Lysiloma bahamensis, Wild tamarind	0	\$ 100.00	\$ 115.00	\$ 124.78	\$ 135.38
290	Lysiloma latisiliquum, Wild tamarind	0	\$ 100.00	\$ 115.00	\$ 124.78	\$ 135.38
291	Magnolia grandifolia 'D.D. Blanchard', Southern Magnolia	0	\$ 100.00	\$ 115.00	\$ 124.78	\$ 135.38
292	Pinus elliotti var densa, South Florida Slash Pine	0	\$ 100.00	\$ 115.00	\$ 124.78	\$ 135.38
293	Peltophorum pterocarpum, Yellow poinciana	0	\$ 100.00	\$ 115.00	\$ 124.78	\$ 135.38
294	Quercus laurifolia, Laurel Oak	0	\$ 100.00	\$ 115.00	\$ 124.78	\$ 135.38
295	Quercus virginiana, Live Oak	0	\$ 100.00	\$ 115.00	\$ 124.78	\$ 135.38
296	Simarouba glauca, Paradise Tree	0	\$ 100.00	\$ 115.00	\$ 124.78	\$ 135.38
297	Swietenia mahagoni, Mahogani Tree	0	\$ 100.00	\$ 115.00	\$ 124.78	\$ 135.38
298	Taxodium distichum, Bald Cypress	0	\$ 100.00	\$ 115.00	\$ 124.78	\$ 135.38

**SINGLE PALM
PURCHASE &
DELIVERY**

Item Num.	Description (Botanical Name, Common)	Quantity	Unit Cost Size: 6'H - 8'H Single	Proposed Unit Cost 2022 (15%)	Proposed Unit Cost 2023 (8.5%)	Proposed Unit Cost 2024 (8.5%)
299	Adonia merrilli, Christmas Palm	0	\$ 51.75	\$ 59.51	\$ 64.57	\$ 70.06

300	Sabal Palmetto, Cabbage Palm, Minor, Slick	0	\$ 201.25	\$ 231.44	\$ 251.11	\$ 272.45
301	Acoelorrhaphe wrightii, Paurotis Palm	0	\$ 201.25	\$ 231.44	\$ 251.11	\$ 272.45
302	Archontophoenix alexandrae, Alexandra Palm	0	\$ 143.75	\$ 165.31	\$ 179.36	\$ 194.61
303	Bismarckia nobilis, Bismarck Palm	0	\$ 201.25	\$ 231.44	\$ 251.11	\$ 272.45
304	Butia capitata, Pindo Palm	0	\$ 161.00	\$ 185.15	\$ 200.89	\$ 217.96
305	Caryota mitis, Clustered fishtail Palm	0	\$ 103.50	\$ 119.03	\$ 129.14	\$ 140.12
306	Chamaedorea cataractarum, Cat Palm	0	\$ 109.25	\$ 125.64	\$ 136.32	\$ 147.90
307	Chamaedorea seifrizii, Bamboo Palm	0	\$ 103.50	\$ 119.03	\$ 129.14	\$ 140.12
308	Chamaerops humilis, European fan Palm	0	\$ 86.25	\$ 99.19	\$ 107.62	\$ 116.77
309	Cocos nucifera 'Green Malayan', Green Malayan coconuts; Straight trunks	0	\$ 86.25	\$ 99.19	\$ 107.62	\$ 116.77
310	Cocos nucifera 'Maypan', Maypan coconuts;	0	\$ 86.25	\$ 99.19	\$ 107.62	\$ 116.77
311	Coccothrinax argentata, Silver Palm	0	\$ 143.75	\$ 165.31	\$ 179.36	\$ 194.61
312	Dictyosperma album, Hurricane Palm	0	\$ 155.25	\$ 178.54	\$ 193.71	\$ 210.18
313	Dypsis/Neodypsis decaryi triangle Palm	0	\$ 74.75	\$ 85.96	\$ 93.27	\$ 101.20
314	Hyophorbe lagenicaulis, Bottle Palm	0	\$ 63.25	\$ 72.74	\$ 78.92	\$ 85.63
315	Hyophorbe verschaffeltii, Spindle Palm	0	\$ 63.25	\$ 72.74	\$ 78.92	\$ 85.63
316	Latania loddigesii, Blue lantania	0	\$ 172.50	\$ 198.38	\$ 215.24	\$ 233.53
317	Livistona chinensis, Chinese fountain/fan Palm	0	\$ 74.75	\$ 85.96	\$ 93.27	\$ 101.20
318	Phoenix canariensis, Canary Island date Palm	0	\$ 345.00	\$ 396.75	\$ 430.47	\$ 467.06
319	Phoenix dactylifera 'Medjool', Medjool Date Palm; Straight cut & pressure cleaned	0	\$ 402.50	\$ 462.88	\$ 502.22	\$ 544.91
320	Phoenix reclinata, Senegal date Palm	0	\$ 345.00	\$ 396.75	\$ 430.47	\$ 467.06
321	Phoenix roebelenii, Pygmy Date Palm	0	\$ 138.00	\$ 158.70	\$ 172.19	\$ 186.83
322	Phoenix sylvestris, Sylvester Date Palm	0	\$ 212.75	\$ 244.66	\$ 265.46	\$ 288.02
323	Pseudophoenix sargentii, Buccaneer Palm	0	\$ 345.00	\$ 396.75	\$ 430.47	\$ 467.06
324	Ptychosperma elegans, Solitaire Palm	0	\$ 97.75	\$ 112.41	\$ 121.97	\$ 132.33
325	Ptychosperma macarthuri, MacArthur Palm	0	\$ 189.75	\$ 218.21	\$ 236.76	\$ 256.89
326	Roystonea elata, Florida Royal Palm	0	\$ 80.50	\$ 92.58	\$ 100.44	\$ 108.98
327	Syagrus romanzoffianum, Queen Palm	0	\$ 46.00	\$ 52.90	\$ 57.40	\$ 62.28
328	Thrinax spp., Thatch Palm	0	\$ 115.00	\$ 132.25	\$ 143.49	\$ 155.69
329	Washingtonia robusta, Mexican fan Palm	0	\$ 155.25	\$ 178.54	\$ 193.71	\$ 210.18
330	Veitchia montgomeryana, Montgomery Palm	0	\$ 161.00	\$ 185.15	\$ 200.89	\$ 217.96
331	Veitchia winin, Winin Palm	0	\$ 230.00	\$ 264.50	\$ 286.98	\$ 311.38

332	Wodyetia, Foxtail Palm	0	\$ 28.75	\$ 33.06	\$ 35.87	\$ 38.92
-----	------------------------	---	----------	----------	----------	----------

**SINGLE PALM
INSTALATION**

Item Num.	Description (Botanical Name, Common)	Quantity	Installation Only Size: 6'H - 8'H	Proposed Unit Cost 2022 (15%)	Proposed Unit Cost 2023 (8.5%)	Proposed Unit Cost 2024 (8.5%)
333	Adonidia merrilli, Christmas Palm	0	\$ 100.00	\$ 115.00	\$ 124.78	\$ 135.38
334	Sabal Palmetto, Cabbage Palm, Minor, Slick	0	\$ 100.00	\$ 115.00	\$ 124.78	\$ 135.38
335	Acoelorrhaphe wrightii, Paurotis Palm	0	\$ 100.00	\$ 115.00	\$ 124.78	\$ 135.38
336	Archontophoenix alexandrae, Alexandra Palm	0	\$ 100.00	\$ 115.00	\$ 124.78	\$ 135.38
337	Bismarckia nobilis, Bismarck Palm	0	\$ 100.00	\$ 115.00	\$ 124.78	\$ 135.38
338	Butia capitata, Pindo Palm	0	\$ 100.00	\$ 115.00	\$ 124.78	\$ 135.38
339	Caryota mitis, Clustered fishtail Palm	0	\$ 100.00	\$ 115.00	\$ 124.78	\$ 135.38
340	Chamaedorea cataractarum, Cat Palm	0	\$ 100.00	\$ 115.00	\$ 124.78	\$ 135.38
341	Chamaedorea seifrizii, Bamboo Palm	0	\$ 100.00	\$ 115.00	\$ 124.78	\$ 135.38
342	Chamaerops humilis, European fan Palm	0	\$ 100.00	\$ 115.00	\$ 124.78	\$ 135.38
343	Cocos nucifera 'Green Malayan', Green Malayan coconuts; Straight trunks	0	\$ 100.00	\$ 115.00	\$ 124.78	\$ 135.38
344	Cocos nucifera 'Maypan', Maypan coconuts;	0	\$ 100.00	\$ 115.00	\$ 124.78	\$ 135.38
345	Coccothrinax argentata, Silver Palm	0	\$ 100.00	\$ 115.00	\$ 124.78	\$ 135.38
346	Dictyosperma album, Hurricane Palm	0	\$ 100.00	\$ 115.00	\$ 124.78	\$ 135.38
347	Dypsis/Neodypsis decaryi triangle Palm	0	\$ 100.00	\$ 115.00	\$ 124.78	\$ 135.38
348	Hyophorbe lagenicaulis, Bottle Palm	0	\$ 100.00	\$ 115.00	\$ 124.78	\$ 135.38
349	Hyophorbe verschaffeltii, Spindle Palm	0	\$ 100.00	\$ 115.00	\$ 124.78	\$ 135.38
350	Latania loddigesii, Blue lantania	0	\$ 100.00	\$ 115.00	\$ 124.78	\$ 135.38
351	Livistona chinensis, Chinese fountain/fan Palm	0	\$ 100.00	\$ 115.00	\$ 124.78	\$ 135.38
352	Phoenix canariensis, Canary Island date Palm	0	\$ 100.00	\$ 115.00	\$ 124.78	\$ 135.38
353	Phoenix dactylifera 'Medjool', Medjool Date Palm; Straight cut & pressure cleaned	0	\$ 100.00	\$ 115.00	\$ 124.78	\$ 135.38
354	Phoenix reclinata, Senegal date Palm	0	\$ 100.00	\$ 115.00	\$ 124.78	\$ 135.38
355	Phoenix roebelenii, Pygmy Date Palm	0	\$ 100.00	\$ 115.00	\$ 124.78	\$ 135.38
356	Phoenix sylvestris, Sylvester Date Palm	0	\$ 100.00	\$ 115.00	\$ 124.78	\$ 135.38
357	Pseudophoenix sargentii, Buccaneer Palm	0	\$ 100.00	\$ 115.00	\$ 124.78	\$ 135.38

358	Ptychosperma elegans, Solitaire Palm	0	\$ 100.00	\$ 115.00	\$ 124.78	\$ 135.38
359	Ptychosperma macarthuri, MacArthur Palm	0	\$ 100.00	\$ 115.00	\$ 124.78	\$ 135.38
360	Roystonea elata, Florida Royal Palm	0	\$ 100.00	\$ 115.00	\$ 124.78	\$ 135.38
361	Syagrus romanzoffianum, Queen Palm	0	\$ 100.00	\$ 115.00	\$ 124.78	\$ 135.38
362	Thrinax spp., Thatch Palm	0	\$ 100.00	\$ 115.00	\$ 124.78	\$ 135.38
363	Washingtonia robusta, Mexican fan Palm	0	\$ 100.00	\$ 115.00	\$ 124.78	\$ 135.38
364	Veitchia montgomeryana, Montgomery Palm	0	\$ 100.00	\$ 115.00	\$ 124.78	\$ 135.38
365	Veitchia winin, Winin Palm	0	\$ 100.00	\$ 115.00	\$ 124.78	\$ 135.38
366	Wodyetia, Foxtail Palm	0	\$ 100.00	\$ 115.00	\$ 124.78	\$ 135.38

DOUBLE PALM PURCHASE & DELIVERY

Item Num.	Description (Botanical Name, Common)	Quantity	Unit Cost Size: 6'H - 8'H Double	Proposed Unit Cost 2022 (15%)	Proposed Unit Cost 2023 (8.5%)	Proposed Unit Cost 2024 (8.5%)
367	Adonidia merrilli, Christmas Palm	0	\$ 80.50	\$ 92.58	\$ 100.44	\$ 108.98
368	Coccothrinax argentata, Florida Silver Palm	0	\$ 172.50	\$ 198.38	\$ 215.24	\$ 233.53
369	Phoenix roebelenii, Pygmy Date Palm	0	\$ 115.00	\$ 132.25	\$ 143.49	\$ 155.69
370	Ptychosperma elegans, Solitaire Palm	0	\$ 115.00	\$ 132.25	\$ 143.49	\$ 155.69
371	Veitchia montgomeryana, Montgomery Palm	0	\$ 103.50	\$ 119.03	\$ 129.14	\$ 140.12
372	Wodyetia bifurcate, Foxtail Palm	0	\$ 103.50	\$ 119.03	\$ 129.14	\$ 140.12

DOUBLE PALM INSTALATION

Item Num.	Description (Botanical Name, Common)	Quantity	Installation Only Size: 6'H - 8'H	Proposed Unit Cost 2022 (15%)	Proposed Unit Cost 2023 (8.5%)	Proposed Unit Cost 2024 (8.5%)
373	Adonidia merrilli, Christmas Palm	0	\$ 100.00	\$ 115.00	\$ 124.78	\$ 135.38
374	Coccothrinax argentata, Florida Silver Palm	0	\$ 100.00	\$ 115.00	\$ 124.78	\$ 135.38
375	Phoenix roebelenii, Pygmy Date Palm	0	\$ 100.00	\$ 115.00	\$ 124.78	\$ 135.38
376	Ptychosperma elegans, Solitaire Palm	0	\$ 100.00	\$ 115.00	\$ 124.78	\$ 135.38
377	Veitchia montgomeryana, Montgomery Palm	0	\$ 100.00	\$ 115.00	\$ 124.78	\$ 135.38
378	Wodyetia bifurcate, Foxtail Palm	0	\$ 100.00	\$ 115.00	\$ 124.78	\$ 135.38

TRIPLE PALM PURCHASE & DELIVERY

Item Num.	Description (Botanical Name, Common)	Quantity	Unit Cost Size: 6'H - 8'H Triple	Proposed Unit Cost 2022 (15%)	Proposed Unit Cost 2023 (8.5%)	Proposed Unit Cost 2024 (8.5%)
379	Coccothrinax argentata, Florida Silver Palm	0	\$ 230.00	\$ 264.50	\$ 286.98	\$ 311.38
380	Ptychosperma elegans, Solitaire Palm	0	\$ 287.50	\$ 330.63	\$ 358.73	\$ 389.22
381	Veitchia montgomeryana, Montgomery Palm	0	\$ 166.75	\$ 191.76	\$ 208.06	\$ 225.75
382	Wodyetia bifurcate, Foxtail Palm	0	\$ 138.00	\$ 158.70	\$ 172.19	\$ 186.83

TRIPLE PALM INSTALATION

Item Num.	Description (Botanical Name, Common)	Quantity	Installation Only Size: 6'H - 8'H	Proposed Unit Cost 2022 (15%)	Proposed Unit Cost 2023 (8.5%)	Proposed Unit Cost 2024 (8.5%)
383	Coccothrinax argentata, Florida Silver Palm	0	\$ 100.00	\$ 115.00	\$ 124.78	\$ 135.38
384	Ptychosperma elegans, Solitaire Palm	0	\$ 100.00	\$ 115.00	\$ 124.78	\$ 135.38
385	Veitchia montgomeryana, Montgomery Palm	0	\$ 100.00	\$ 115.00	\$ 124.78	\$ 135.38
386	Wodyetia bifurcate, Foxtail Palm	0	\$ 100.00	\$ 115.00	\$ 124.78	\$ 135.38

SHRUBS AND GROUNDCOVERS PURCHASE, INSTALLATION

Item Num.	Description (Botanical Name, Common)	Quantity	Unit Cost and Installation Size: 1 Gal.	Proposed Unit Cost 2022 (15%)	Proposed Unit Cost 2023 (8.5%)	Proposed Unit Cost 2024 (8.5%)
387	Chrysobalanus icaco, Cocoplum	0	\$ 6.00	\$ 6.90	\$ 7.49	\$ 8.12
388	Byrsonima lucida, Locust Berry	0	\$ 15.00	\$ 17.25	\$ 18.72	\$ 20.31
389	Ernodea littoralis, Golden Creeper	0	\$ 7.00	\$ 8.05	\$ 8.73	\$ 9.48
390	Hamelia patens compacta, Dwarf Fire Bush	0	\$ 3.00	\$ 3.45	\$ 3.74	\$ 4.06
391	Spartina bakeri, Sand Cordgrass	0	\$ 6.00	\$ 6.90	\$ 7.49	\$ 8.12
392	Tripsacum dactyloides, Fakahatchee Grass	0	\$ 4.00	\$ 4.60	\$ 4.99	\$ 5.42
393	Acalypha Wilkesiana, Copperleaf	0	\$ 3.00	\$ 3.45	\$ 3.74	\$ 4.06
394	Conocarpus Erectus, Silver Buttonwood	0	\$ 4.00	\$ 4.60	\$ 4.99	\$ 5.42
395	Clusia Guttifera, Dwarf Clusia	0	\$ 7.00	\$ 8.05	\$ 8.73	\$ 9.48
396	Chrysobalanus icaco, Red Tip Cocoplum	0	\$ 7.00	\$ 8.05	\$ 8.73	\$ 9.48
397	Dianella Tasmanica, Flax Lily	0	\$ 7.00	\$ 8.05	\$ 8.73	\$ 9.48
398	Eugenia Foetida, Spanish Stopper	0	\$ 12.00	\$ 13.80	\$ 14.97	\$ 16.25
399	Ficus Microcarpa, Green Island Ficus	0	\$ 4.00	\$ 4.60	\$ 4.99	\$ 5.42
400	Galphimia Gracilis, Thryallis	0	\$ 3.00	\$ 3.45	\$ 3.74	\$ 4.06

401	Ilex Vomitora Stoke Dwarf, Dwarf Yauponholly	0	\$ 7.00	\$ 8.05	\$ 8.73	\$ 9.48
402	Ixora X 'Petite Taiwan Red, Dwarf Red Taiwan Ixora	0	\$ 7.00	\$ 8.05	\$ 8.73	\$ 9.48
403	Plumbago Auriculata, Imperial Blue Plumbago	0	\$ 6.00	\$ 6.90	\$ 7.49	\$ 8.12
404	Russelia Equisetiformis, Firecracker Plant	0	\$ 8.00	\$ 9.20	\$ 9.98	\$ 10.83
405	Viburnum Obovatum, Walter's viburnum	0	\$ 7.00	\$ 8.05	\$ 8.73	\$ 9.48
406	Zamia Pumila, Coontie	0	\$ 14.00	\$ 16.10	\$ 17.47	\$ 18.95
407	Variegated Arboricola, Schefflera Arboricola 'Trinette'	0	\$ 7.00	\$ 8.05	\$ 8.73	\$ 9.48
408	Rhaphiolepis Indica, Indian Hawthorn	0	\$ 6.00	\$ 6.90	\$ 7.49	\$ 8.12
409	Dwarf Ixora, Maui Ixora	0	\$ 10.00	\$ 11.50	\$ 12.48	\$ 13.54
410	Codiaeum Variegatum, Croton	0	\$ 10.00	\$ 11.50	\$ 12.48	\$ 13.54
411	Crinum Lily, Queen Emma	0	\$ 8.00	\$ 9.20	\$ 9.98	\$ 10.83
412	Pittosporum, Cheesewood	0	\$ 8.00	\$ 9.20	\$ 9.98	\$ 10.83
413	Liriope, Lilyturfs	0	\$ 4.00	\$ 4.60	\$ 4.99	\$ 5.42
414	Nephrolepis biserrata, Giant Sword Fern	0	\$ 4.00	\$ 4.60	\$ 4.99	\$ 5.42
415	Philodendron Bipinnatifidum, Philodendron	0	\$ 15.00	\$ 17.25	\$ 18.72	\$ 20.31
416	Zamia Furfuracea, Carboard Palm	0	\$ 18.00	\$ 20.70	\$ 22.46	\$ 24.37
417	Jasminum, Jasmine	0	\$ 7.00	\$ 8.05	\$ 8.73	\$ 9.48
418	Callistemon Citrinus, Dwarf Bottle Brush	0	\$ 12.00	\$ 13.80	\$ 14.97	\$ 16.25
419	Cordyline Fruticosa, Black Magic Ti Plant	0	\$ 21.00	\$ 24.15	\$ 26.20	\$ 28.43
420	Juniperus Conferta 'Compacta', Shore Juniper	0	\$ 7.00	\$ 8.05	\$ 8.73	\$ 9.48
421	Trachelospermum Asiaticum 'Minima', Minima Jasmine	0	\$ 6.00	\$ 6.90	\$ 7.49	\$ 8.12
422	Perennial Peanut, Yellow Peanut	0	\$ 6.00	\$ 6.90	\$ 7.49	\$ 8.12
423	Pentas, Pentas	0	\$ 4.00	\$ 4.60	\$ 4.99	\$ 5.42
424	Euphorbia milii, Crown of thorns	0	\$ 7.00	\$ 8.05	\$ 8.73	\$ 9.48
425	Impatiens	0	\$ 9.00	\$ 10.35	\$ 11.23	\$ 12.18
426	Poinsettia Red	0	\$ 15.00	\$ 17.25	\$ 18.72	\$ 20.31
427	Evolvulus Nuttallianus, Blue Daze	0	\$ 5.00	\$ 5.75	\$ 6.24	\$ 6.77
428	Lantana X 'New Gold'	0	\$ 6.00	\$ 6.90	\$ 7.49	\$ 8.12
429	Coreopsis, Tickseed	0	\$ 6.00	\$ 6.90	\$ 7.49	\$ 8.12

RESOLUTION No. 22-99

A RESOLUTION OF THE MAYOR AND THE CITY COUNCIL OF THE CITY OF DORAL, FLORIDA, APPROVING AN AMENDMENT TO THE CONTRACT WITH SFM SERVICES, INC. FOR RIGHT OF WAY MAINTENANCE SERVICES UNDER ITB #2020-14, TO INCREASE THE ANNUAL TOTAL COST FOR ALL SUBSEQUENT YEARS AS A RESULT OF THE FLORIDA MINIMUM WAGE INCREASE AND FUEL COST INCREASE, IN AN AMOUNT NOT TO EXCEED ANNUAL BUDGETED FUNDS; AUTHORIZING THE CITY MANAGER TO EXPEND BUDGETED FUNDS IN FURTHERANCE HEREOF; PROVIDING FOR IMPLEMENTATION; AND PROVIDING FOR AN EFFECTIVE DATE

WHEREAS, on August 12, 2020, the Mayor and City Councilmembers adopted Resolution No. 20-159 (approved 5-0) awarding ITB 2020-14 "Right-of-Way Maintenance Services" and authorizing the City Manager to enter into an agreement with SFM Services, Inc.; and

WHEREAS, the contract was awarded for an initial term of three (3) years with the option to renew for an additional two (2) one-year (1) periods, and the initial three-year term is set to expire on August 31, 2023, with the option to renew for the first one-year extension; and

WHEREAS, on November 3, 2020, Florida voters passed Amendment 2 to Section 24 of Article X of the Florida Constitution with a supermajority (60.8%) of the vote; and

WHEREAS, Florida Minimum Wage Amendment 2 is an initiated constitutional amendment to change the Florida constitution. As such, it is a self-enforcing amendment that requires no additional acts of legislature to enact; and

WHEREAS, the amendment requires the minimum wage to increase on September 30, 2021 to \$10.00 per hour from \$8.65 per hour; and it will increase by \$1.00 on September 30th annually until 2026 when it reaches \$15.00 per hour; and

WHEREAS, on May 16, 2022, SFM provided the City Manager's Office with a formal request to increase the contract's unit pricing as a result of the State of Florida raise in minimum wage and the exponential cost increase of fuel prices, see attached letter; and

WHEREAS, the proposed unit pricing takes into consideration the minimum wage increases per Fiscal Year; and

WHEREAS, SFM requested a 15% increase in the current Fiscal Year (2022) for all right-of-way maintenance unit prices, a 5% increase in miscellaneous (as needed basis) unit prices, and a 15% increase in tree, shrubs, and groundcover purchase, delivery, and installation line items; and

WHEREAS, for Fiscal Year 2023, SFM requested 8.5% increase for the proposed amended unit prices of the current Fiscal Year (2022) for all right-of-way maintenance unit prices, a 3% increase in miscellaneous (as needed basis) unit prices, and a 8.5% increase in tree, shrubs, and groundcover purchase, delivery, and installation line items ;and

WHEREAS, for Fiscal Year 2024, SFM requested 8.5% increase for the proposed amended unit prices of Fiscal Year (2023) for all right-of-way maintenance unit prices, a 3% increase in miscellaneous (as needed basis) unit prices, and an 8.5% increase in tree, shrubs, and groundcover purchase, delivery, and installation line items

WHEREAS, for year 2023 an adjustment is being request from the proposed \$23.28 and \$22.37 to \$25.96 and \$24.94 respectively; and

WHEREAS, after further analysis of SFM's request, the PWD respectfully requests that the Mayor and City Councilmembers authorize the City Manager to amend the existing SFM contract agreement which provides Right-of-Way Maintenance Services for the City of Doral Public Right-of-Way; and

WHEREAS, funding for this request is budgeted in the current Fiscal Year and will be budget in subsequent Fiscal Years in the Public Works Fund – “Contractual Services”, Account No. 001.80005.500340.

NOW, THEREFORE, BE IT RESOLVED BY THE MAYOR AND THE CITY COUNCIL OF THE CITY OF DORAL AS FOLLOWS:

Section 1. Recitals. The above recitals are confirmed, adopted, and incorporated herein and made part hereof by this reference.

Section 2. Approval. The amendment of the Contract Agreement between the City of Doral and SFM Services Inc., which provides right-of-way maintenance services for the City's right-of-way, to adjust pricing to reflect increases in operating costs due to increases in the Florida minimum wage and fuel cost prices, in an amount not to exceed annual budgeted funds, is hereby approved.

Section 3. Authorization. The Mayor and the City Council-Members authorize the amendment of the Contract Agreement between the City of Doral and SFM Services Inc.

and authorize the City Manager to expend budgeted funds on behalf of the City in furtherance hereof.

Section 4. Implementation. The City Manager and the City Attorney are hereby authorized to take such further action as may be necessary to implement the purpose and the provisions of this Resolution.

Section 5. Effective Date. This Resolution shall take effect immediately upon adoption.

The foregoing Resolution was offered by Councilmember Mariaca who moved its adoption. The motion was seconded by Councilmember Cabrera and upon being put to a vote, the vote was as follows:


Mayor Juan Carlos Bermudez	Yes
Vice Mayor Digna Cabral	Absent / Excused
Councilman Pete Cabrera	Yes
Councilwoman Claudia Mariaca	Yes
Councilman Oscar Puig-Corve	Yes

PASSED AND ADOPTED this 8 day of June, 2022.



JUAN CARLOS BERMUDEZ, MAYOR

ATTEST:



CONNIE DIAZ, MMC
CITY CLERK

APPROVED AS TO FORM AND LEGAL SUFFICIENCY
FOR THE USE AND RELIANCE OF THE CITY OF DORAL ONLY:



LUIS FIGUEREDO, ESQ.
CITY ATTORNEY